

Dry Creek Rancheria Band of Pomo Indians

- Ancestral lands were in Russian River Valley near Healdsburg, CA
- 1313 Tribal Members. Living primarily in Sonoma, Lake, and Mendocino Counties
- The Tribe's Rancheria (trust land) on steep rugged land outside Geyserville. The 75-acre area is not suited for housing development.





Dry Creek Rancheria Cultural Values

Family is the most important thing

Get along with your neighbors

Be generous

Leaders rise to and maintain authority by
serving their people

Sustainable living – “This land was made for
us, and we were made for this land”



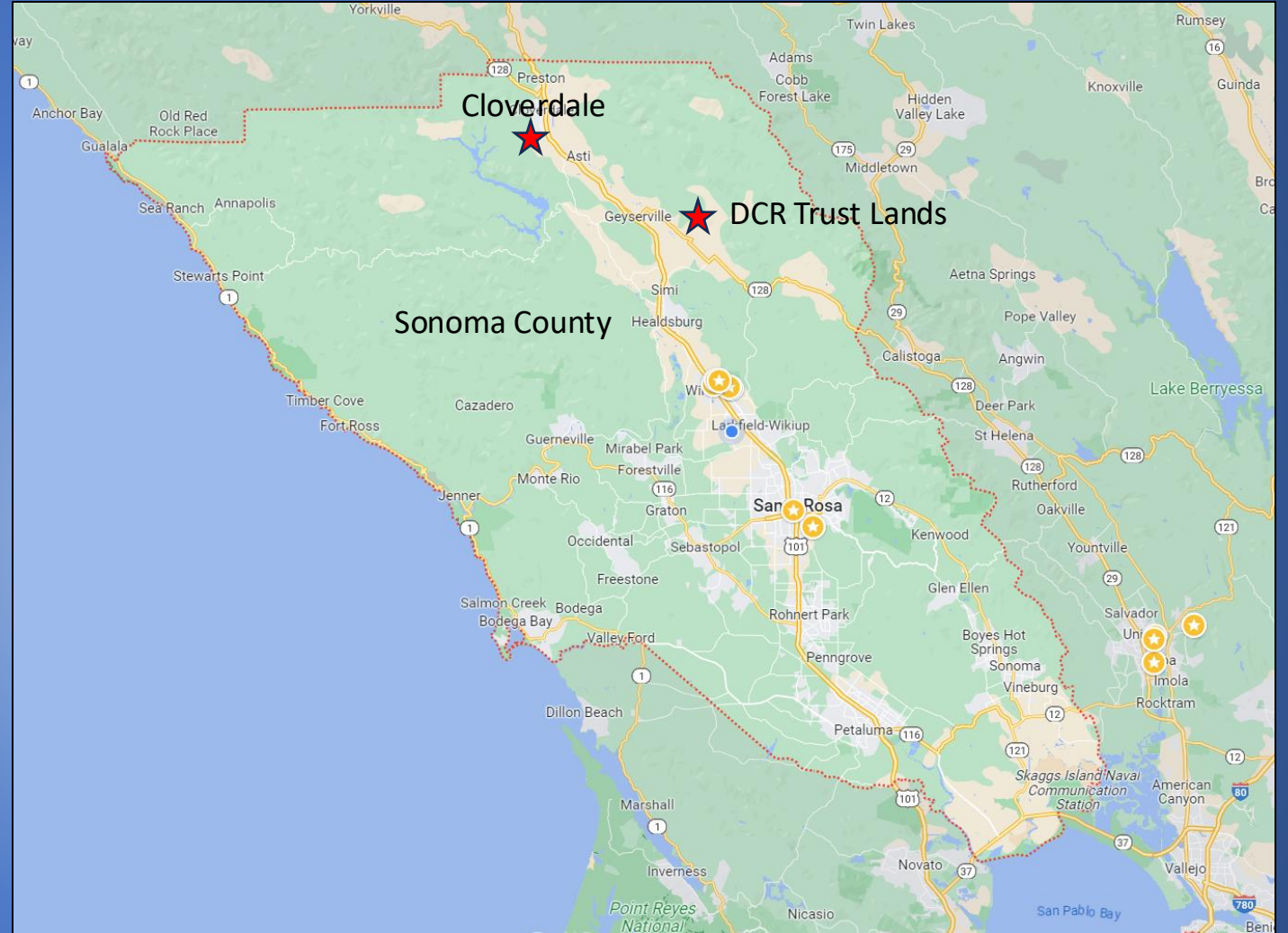
Stormwater Garden with
Native Plants

Location Map



Cloverdale, Sonoma County CA



Northern California



Sonoma County



Construction

Framing and Rough In (Feb. – Sept. 2023)



Newly Paved Road
Nopo Way





Bi'du Khaale Project Funding

LIHTC	\$ 14m
Tribal HomeKey	\$ 12m
2020 competitive IHBG	\$ 5m
2022 Competitive IHBG	\$ 5m
FHLB Sf, FHLB DM	\$ 1.6m
2020 ICDBG (community center)	\$ 1.3m
DOE & TSAF	\$ 1.2 m
Treasury, Other grants, tribal \$	\$ 2.3 m

Bi'du Khaale Project CDFI Partners

Westwater Financial
RCAC
OWEESTA
Clearinghouse CDFI





Kitchen with attached laundry room

Bedroom



ADA Accessible Bathroom

Bi'du Khaale Community Center





Our mission is to build community-powered solutions to advance economic and environmental justice through renewable energy. We serve as trusted advisors and technical experts.

We are here to listen, serve, and co-create.

**FINANCIAL
IMPACTS
FOR BI'DU KHAALE
FAMILIES**

\$1,286,562 savings over a system's 25-year lifetime

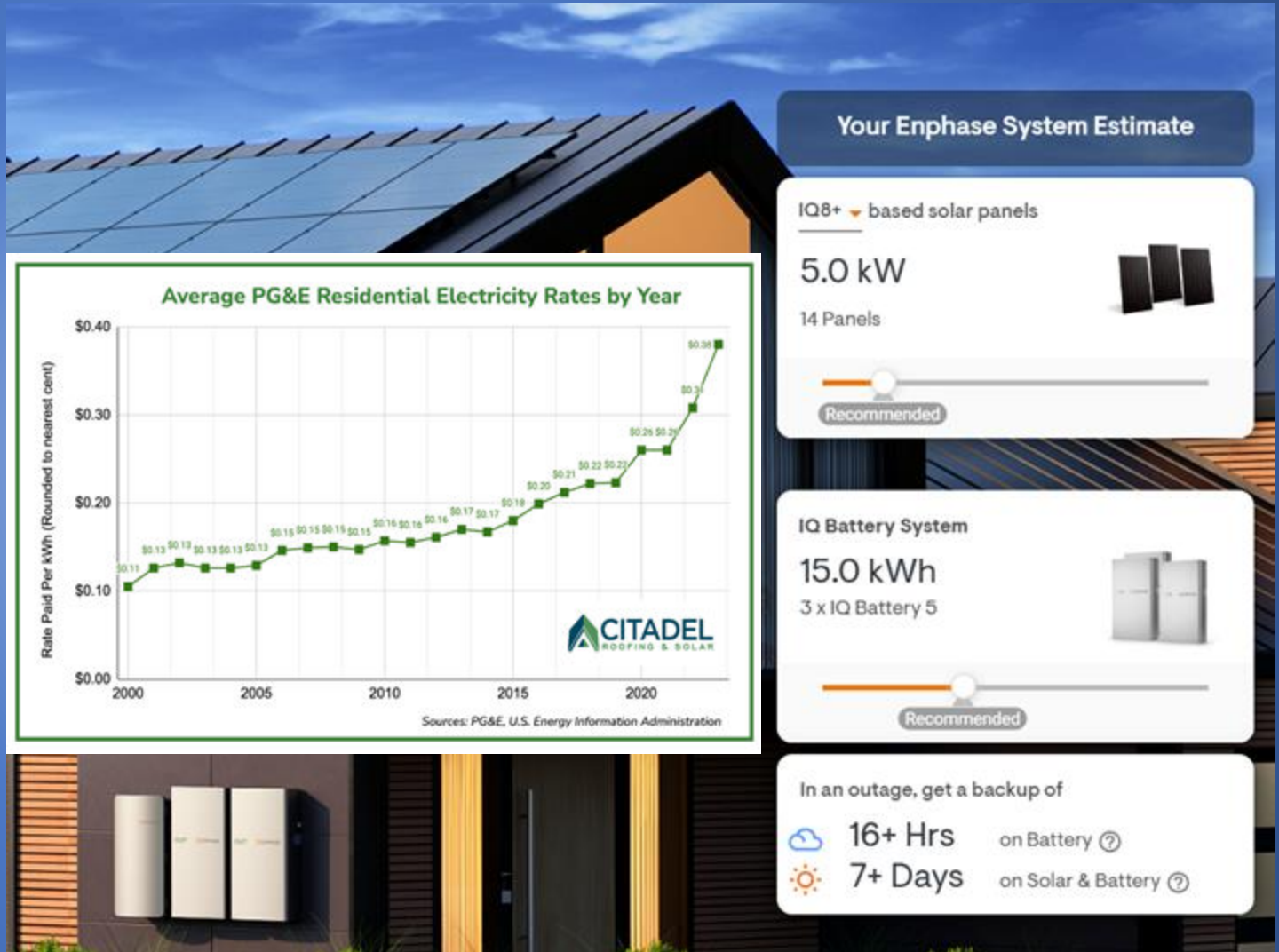
80% Annual Bill Reduction

\$2,000 Savings Per Household/Year



Pacific Gas & Electric

Since 2020, the average residential rate has increased by over 49%



Your Enphase System Estimate

IQ8+ based solar panels

5.0 kW
14 Panels

Recommended

IQ Battery System

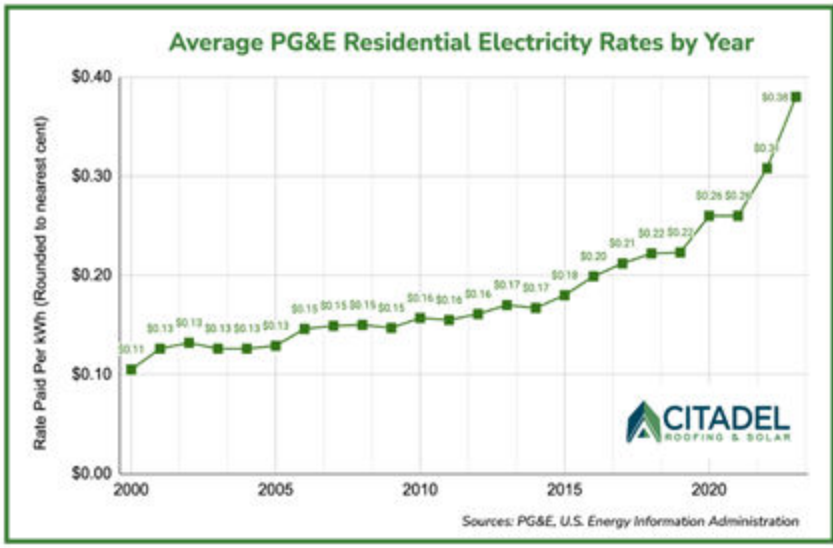
15.0 kWh
3 x IQ Battery 5

Recommended

In an outage, get a backup of

- 16+ Hrs on Battery
- 7+ Days on Solar & Battery

Average PG&E Residential Electricity Rates by Year



Year	Rate Paid Per kWh (Rounded to nearest cent)
2000	\$0.10
2001	\$0.13
2002	\$0.13
2003	\$0.13
2004	\$0.13
2005	\$0.13
2006	\$0.15
2007	\$0.15
2008	\$0.15
2009	\$0.15
2010	\$0.16
2011	\$0.16
2012	\$0.16
2013	\$0.17
2014	\$0.17
2015	\$0.18
2016	\$0.20
2017	\$0.21
2018	\$0.22
2019	\$0.22
2020	\$0.26
2021	\$0.26
2022	\$0.31
2023	\$0.38

Sources: PG&E, U.S. Energy Information Administration

CITADEL ROOFING & SOLAR

Dry Creek Rancheria Band of Pomo Indians Bi'du Khaale Senior Housing Project

Occupancy scheduled for February 2024

*25 Two and Three-Bedroom Homes
Community Center*

*DCR Housing Department
PO Box 207
Geyserville, CA 95441*



*707-814-4150
DaveC@drycreekrancheria.com*